


# Final workshop

## "WEEE compliance promotion exercise"



## Background to the project

Ferdinand Zotz, BiPRO

Brussels, 24 October 2017

European Committee of the Regions, Van Maerlant street n. 2, 1040  
Bruxelles/Brussel

## Key project information

---

### “WEEE Compliance Promotion Exercise”

**Client:** European Commission, DG Environment  
**Contact:** Ms Maria Banti  
Ms Bettina Lorz

**Project time:** October 2016 – December 2017

**Elaborated by:**  *in cooperation with* **Deloitte.**  
Part of Ramboll Environ

# Background

## WEEE Management

- WEEE as fast growing waste stream
- High content of valuable raw material
- Improper treatment causes threats for environment and human health



©BiPRO



©BiPRO

## EU Environmental Legislation

- Key priorities: Proper implementation, application and enforcement
- EC compliance promotion exercises to assess implementation in EU-28
- Identify good practice and challenges; to support MS with future implementation of the requirements.

# Work Packages

- WP 1

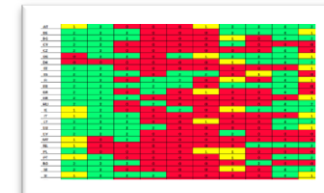
Develop a **set of criteria** in order to screen the national WEEE management practice of all EU Member States ✔
- WP 2

**Screen the waste management practice** against the criteria in order to **select eight Member States** to be targeted for expert workshops in the countries ✔
- WP 3

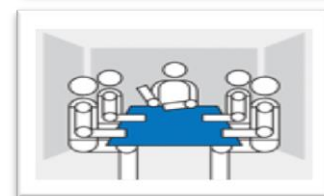
Elaborate a **factsheet including information on WEEE management for each EU-28 Member State** ✔
- WP 4

Prepare and organise eight **workshops** for Member State officials and stakeholders; prepare good practice examples and proposals for improvement in **policy fiches** ✔
- WP 5

Prepare a final workshop in Brussels Today




Indicator	WEEE collected (kg/capita/year)	Collection rate (%)	Recycling rate (%)
2010	10	2	0
2014	4	50%	+3%
2014 Target	80%	-2%	



# Output I - Factsheets

## 28 Factsheets on WEEE management

Including screening criteria and further information from stakeholder interviews on WEEE management practice

Country	Summary table on WEEE	Summary table on WEEE flows	Summary table on WEEE flows																						
Malta	<table border="1"> <tr> <th>Estimated generation (in kg/inh/year)<sup>1</sup></th> </tr> <tr> <td>2014</td> </tr> <tr> <td>14.0</td> </tr> </table> <p><b>National transposition of Directive 2012/19/EU on WEEE:</b>                      - Subsidiary Legislation 549.83 Legal Notice 204 of 2014 and Subsidiary Legislation 427.5 Regulations as published by [MT ERA 2017a]</p>	Estimated generation (in kg/inh/year) <sup>1</sup>	2014	14.0	<table border="1"> <tr> <th>Estimated generation (in kg/inh/year)<sup>1</sup></th> <th>WEEE collected from households (kg/inh/year)</th> </tr> <tr> <td>2014</td> <td>2014</td> </tr> <tr> <td>19.9</td> <td>5.7</td> </tr> </table> <p><b>National transposition of Directive 2012/19/EU on WEEE:</b>                      - [IE WEEE Regulations 2014, 2014]; Official publication: <a href="http://www.epa.ie/pubs/legis">http://www.epa.ie/pubs/legis</a></p>	Estimated generation (in kg/inh/year) <sup>1</sup>	WEEE collected from households (kg/inh/year)	2014	2014	19.9	5.7	<table border="1"> <tr> <th>Estimated generation (in kg/inh/year)<sup>1</sup></th> <th>WEEE collected from households (kg/inh/year)</th> <th>Collection rate (%)<sup>2</sup></th> <th>Recycling and preparation for reuse rate (%)<sup>3</sup></th> </tr> <tr> <td>2014</td> <td>2014 Compared to 2010</td> <td>2014 Compared to 2010</td> <td>2014 Compared to 2010</td> </tr> <tr> <td>19.9</td> <td>8.1 0.0</td> <td>50.1 +12.3</td> <td>82.8 +2.5</td> </tr> </table> <p><b>National transposition of Directive 2012/19/EU on WEEE:</b>                      - [IE WEEE Regulations 2014] European Union (Waste Electrical and Electronic Equipment) Regulations 2014 (S.I. 149 of 2014); Official publication: Iris Oifigiúil; Number: 25; Publication date: 2014-03-28 (<a href="http://www.epa.ie/pubs/legislation/waste/weee/europeanunionweeeregulations2014.html">http://www.epa.ie/pubs/legislation/waste/weee/europeanunionweeeregulations2014.html</a>)</p>	Estimated generation (in kg/inh/year) <sup>1</sup>	WEEE collected from households (kg/inh/year)	Collection rate (%) <sup>2</sup>	Recycling and preparation for reuse rate (%) <sup>3</sup>	2014	2014 Compared to 2010	2014 Compared to 2010	2014 Compared to 2010	19.9	8.1 0.0	50.1 +12.3	82.8 +2.5	Ireland
Estimated generation (in kg/inh/year) <sup>1</sup>																									
2014																									
14.0																									
Estimated generation (in kg/inh/year) <sup>1</sup>	WEEE collected from households (kg/inh/year)																								
2014	2014																								
19.9	5.7																								
Estimated generation (in kg/inh/year) <sup>1</sup>	WEEE collected from households (kg/inh/year)	Collection rate (%) <sup>2</sup>	Recycling and preparation for reuse rate (%) <sup>3</sup>																						
2014	2014 Compared to 2010	2014 Compared to 2010	2014 Compared to 2010																						
19.9	8.1 0.0	50.1 +12.3	82.8 +2.5																						
Bulgaria	<table border="1"> <tr> <th>Estimated generation (in kg/inh/year)<sup>1</sup></th> <th>WEEE collected from households (kg/inh/year)</th> </tr> <tr> <td>2014</td> <td>2014</td> </tr> <tr> <td>10.7</td> <td>5.7</td> </tr> </table> <p><b>National transposition of Directive 2012/19/EU on WEEE:</b>                      - Regulation n° 256 of 13 November 2014; Official publication: <a href="http://www5.moew.gov">http://www5.moew.gov</a></p>	Estimated generation (in kg/inh/year) <sup>1</sup>	WEEE collected from households (kg/inh/year)	2014	2014	10.7	5.7	Ireland																	
Estimated generation (in kg/inh/year) <sup>1</sup>	WEEE collected from households (kg/inh/year)																								
2014	2014																								
10.7	5.7																								



## Output II – Seminars in 8 MS

### Design and delivery of eight seminars in Member States

- Bulgaria, 30 March 2017
- France, 3 April 2017
- Lithuania, 4 May 2017
- Ireland, 11 May 2017
- Estonia, 24 May 2017
- Italy, 27 June 2017
- Romania, 13 July 2017
- Malta, 31 August 2017



#### Outcomes

- Identification of success factors
- Exchanging success factors among MS
- Identification of challenges
- Discussion how to overcome challenges
- Creation of further dynamics on WEEE management in the MS
- *Targeted **policy options** will be defined in close collaboration with authorities*



# Output III - Policy Fiches for 8 MS

## Elaborate eight fiches on policy findings including

- good practices/success factors
- challenges/obstacles
- proposed measures

### Success factors

- Regular inspections of all operators alongside the WEEE management chain based on inspection plans
- Fair competition among WEEE recovery organisations through allocation of collection duties based on market share
- Rapid increase in collection rate

### Challenges and obstacles

- Mainting and further improving WEEE collection rates
- Limited involvement of producers in licensed WEEE recovery organisations
- Challenge to ensure state-of-the-art treatment

## Additional steps:

- Final **workshop** in Brussels on **24 October 2017**
- **Final report**

Thank you for your attention.