


Final workshop

"WEEE compliance promotion exercise"



Overview and preliminary findings

Dana Huranova, Deloitte Sustainability & Maximilian Kling, BiPRO

Brussels, 24 October 2017

European Committee of the Regions, Van Maerlant street n. 2, 1040
Bruxelles/Brussel

Overview

- 1. Methodology to screen MS practices**
- 2. Presentation of selected screening criteria**
- 3. Findings of the screening**

DRAFT RESULTS

Methodology

1. Development of a set of criteria

- Criteria have to reflect key elements of WEEE management
 - Importance of traceability and objectivity of selected information sources
- Transformation in clear, precise, measurable and objective criteria

1. Implementation of the EPR principle	2. WEEE Prevention	3. WEEE Collection	4. WEEE treatment (depollution)	5. WEEE recovery & recycling/prep. for reuse	6. Inspection and monitoring systems
--	--------------------	--------------------	---------------------------------	--	--------------------------------------

2. Screen the waste management practice against the criteria

3. Elaborate a factsheet for each EU-28 Member State

- Including screening criteria
 - Including additional criteria
- Qualitative evaluation



Information sources

- **Waste Management Plans / Waste Prevention Programme**
- **Implementation reports**
 - National implementation report on the **WEEE1 Directive** (covering reporting period from 2010 to 2012)
 - National implementation reports on the **WEEE1/WEEE2 Directive** (covering reporting period from 2013-2015)
- **EC studies**
- **Other publications**
- **EUROSTAT** statistics on EEE put on the market and WEEE collection, treatment, reuse, recovery and total recycling (Data extracted from [env_waselee]; last update made on 30/03/2016, most recent data for 2014/2013)
- Expertise of **Member State Experts** (public and private)

Overview Results

Category A:

- *very good performance in quantitative criteria (reports on targets)*
- *very good performance in qualitative criteria (measures undertaken)*
- *steady AND recent improvements*

AT, BG, DE, ES, FI, FR,
HU, IE, LT, UK

Category B:

- *good performance*
- *potential to improve quantitative and qualitative aspects*

BE, LU LV, NL, PL, PT,
SE, SK

Category C:

- *stagnating performance in quantitative (reports on targets) OR qualitative (measures undertaken) criteria*
- *large potential to improve quantitative OR qualitative aspects*

CY, CZ, DK, EE, GR, HR,
IT, MT, RO, SI

***Categorization only as rough indication to be seen in combination with findings in MS,
Management practices are only comparable to a limited extent between MS*,
Findings in individual MS are more decisive***

**e.g. some MS do not rely on state-driven measures but meet the targets very well and vice versa*

General findings

Legal framework and organisation

Planning of the WEEE management

Current and planned investments in WEEE infrastructure

Actors and Responsibilities

National transposition of Directive 2012/19/EU



- Current or planned investment in WEEE infrastructure

DRAFT REPORT



- Information on WEEE (management) is not included in the regional/national WMP

Evaluation Criteria and Results

1. Implementation of the EPR principle

1.1 Level of cost coverage by producers

1.2 Existence of approval procedures for responsible organisation(s)

1.3 Existence of obligation of audits for responsible organisation(s)

1.4 Modulation of fees based on true cost of waste management

1.5 Stakeholder cooperation



- Producers finance full costs for collection, transport and treatment
- Approval procedures for PRO

DRAFT REPORT

- External audits for PRO
- Apply different fees depending on true costs
- Sustain formal 'stakeholders' platform



Evaluation Criteria and Results

2. WEEE Prevention

2.1 Existence of waste prevention and/or preparation for re-use targets for WEEE

2.2 Performance of preparation for re-use of WEEE (in %) in 2014

2.3 Measures taken pursuant to Article 4, concerning product design

2.4. Key measures to promote re-use/reparation



- *For the majority of the MS, no measures following the evaluation criteria could be identified.*

- Quantitative (or qualitative) targets for preparation for re-use
- Measuring performance of preparation for re-use of WEEE
- Practical measures to improve product design

DRAFT



Evaluation Criteria and Results

3. WEEE Collection

3.1 Achievement of the collection target of 4 kg/inh in 2014

3.2 Performance of separate collection of WEEE (Collection rate in %) in 2014

3.3 Development of the collection rates (in %) between 2010 and 2014

3.4 Progress of MS regarding WEEE collection; distance to 2019 target

3.5 Measures taken pursuant to Article 10 WEEE1/ Article 14 WEEE 2 Directive

Take back requirement for WEEE from consumers



- Achievement of WEEE collection target (4 kg/inhabitant)
- Increase of collection rate (2014 compared to 2010)
- Practical measures beyond legal obligation to inform user of EEE

- Progression compared to necessary progression to reach collection target

DRAFT



Evaluation Criteria and Results

4. WEEE treatment (depollution)

4.1 Treatment capacity (i.e. depollution) for WEEE

4.2 Knowledge gap about WEEE treatment

4.3. Measures taken pursuant to Article 6 WEEE1 Directive/ Article 8 WEEE2 Directive

4.4 Validation process for statistical data on WEEE treatment

Level of implementation of CENELEC/ WEEELABEX or comparable standards and technical specifications on WEEE treatment



- Validation process of statistical data by comparing at least two data sources or by plausibility checks

- Considering the WEEE treatment capacity
- High knowledge gap about WEEE treatment
- Practical measures in addition to the legal transposition of the Directive to ensure proper treatment

DRAFT



Evaluation Criteria and Results

5. WEEE recovery & recycling/ prep. for reuse

5.1 Achievement of recycling/preparation for re-use targets per WEEE category in 2014

5.2 Performance of recycling/preparation for re-use of total WEEE on average

5.3 Development of the recycling/ preparation for-re-use rates (in %) between 2010-2014



- Achievement of targets for recycling/preparation for re-use for 10 WEEE categories (plus separate target for lamps)
- Increasing recycling/ preparation for re-use rate

The majority of the MS statistically achieved the recovery/recycling rates however quality of treatment remains a question.

DRAFT REPORT

Evaluation Criteria and Results

6. Inspection and monitoring systems

6.1 Existence of inspection plans covering WEEE

6.2 Existence of effective, proportionate and dissuasive penalties



- Existence of inspection plans considering WEEE collection and treatment
- Existence on rules on penalties applicable to infringements

- *The majority of the Member States follows an inspection plan for WEEE and laid down penalties in legislation. However, the application of such penalties remains a question.*

DRAFT REPORT

Thank you for your attention.

Backup slide WEEE planning

Evaluation Criteria and Results

Planning of the WEEE management

3 MS*

WEEE management is currently not part of the national/regional WMP**

FI, HR, RO

21 MS*

Information on WEEE (management) is included in the regional/national WMP

AT, BG, CY, CZ, DE; DK, EE, ES, GR, HU, IE, IT, LT, LU, LV, MT, NL, PL, PT, SE, SI, SK, UK

*n/a for BE and FR

**WEEE management will be part of the new waste management plan(s)

Evaluation Criteria and Results

Current and planned investments in WEEE infrastructure

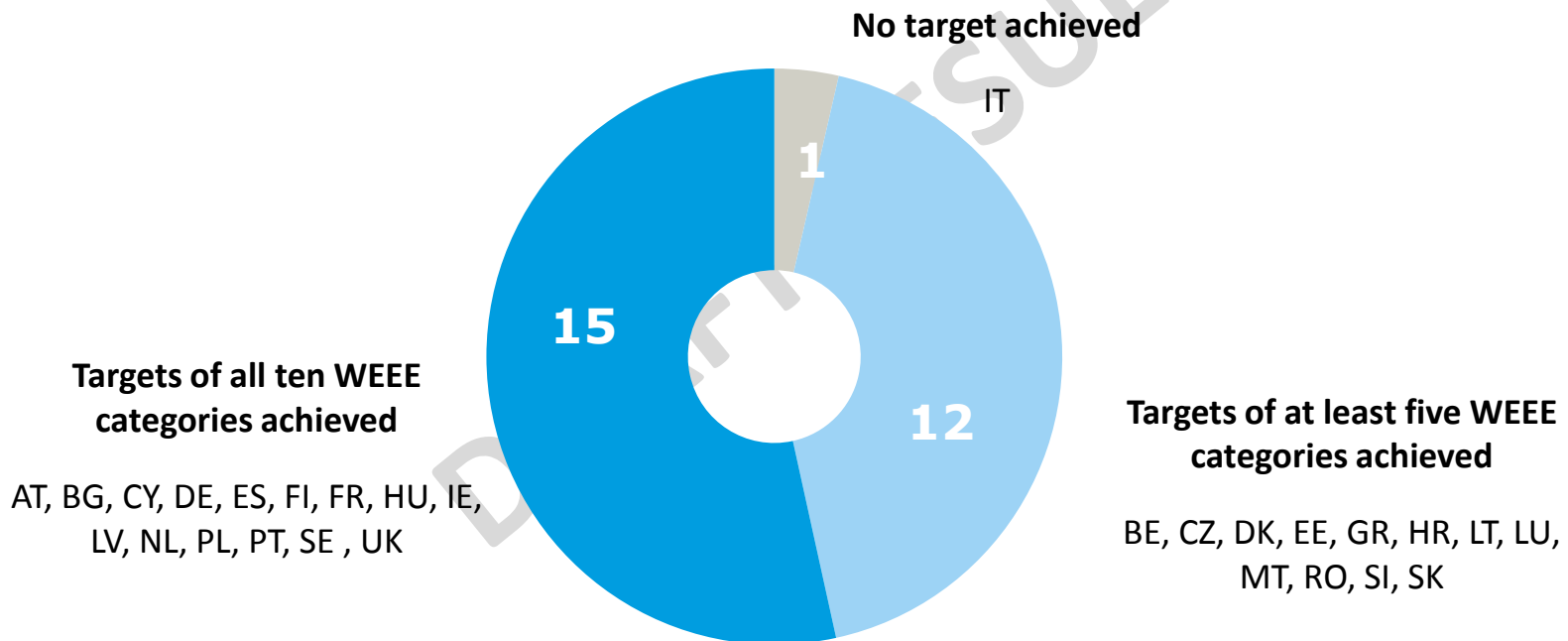


*not specified for BG, CY, DE, DK, EE, FI, FR, GR, LT, LV, PT, RO, SE, SK

Backup slide WEEE recovery/recycling

Evaluation Criteria and Results

Achievement of recycling/preparation for re-use targets per WEEE category in 2014



Targets of all ten WEEE categories achieved

AT, BG, CY, DE, ES, FI, FR, HU, IE, LV, NL, PL, PT, SE, UK

Targets of at least five WEEE categories achieved

BE, CZ, DK, EE, GR, HR, LT, LU, MT, RO, SI, SK

No target achieved

IT

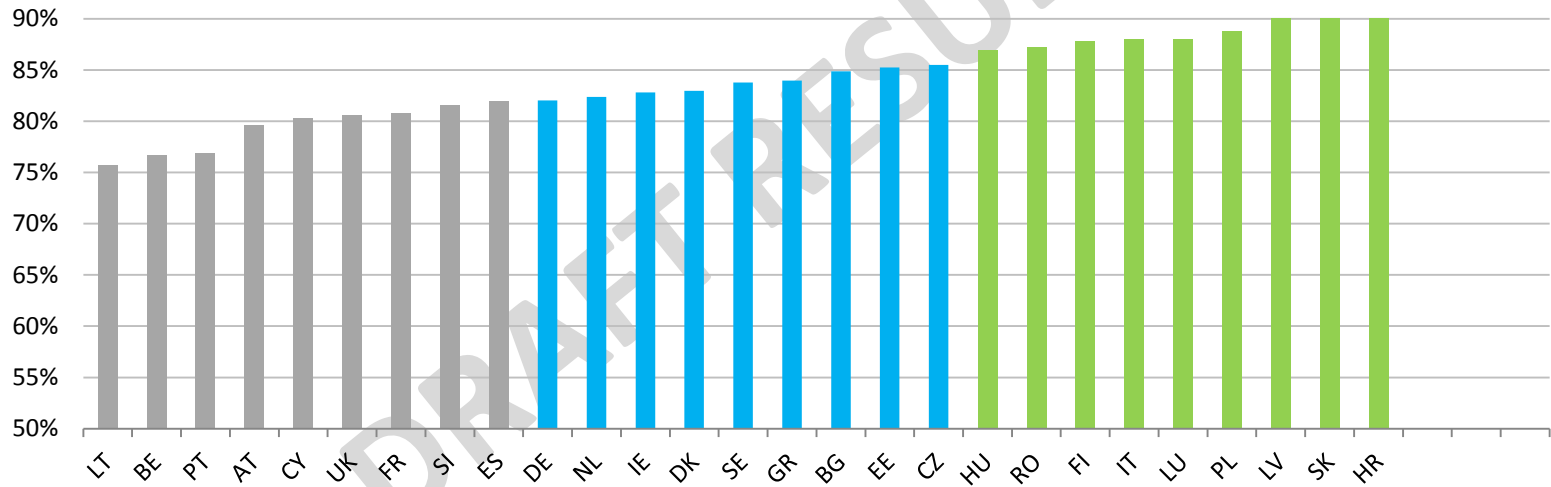
1

15

12

Evaluation Criteria and Results

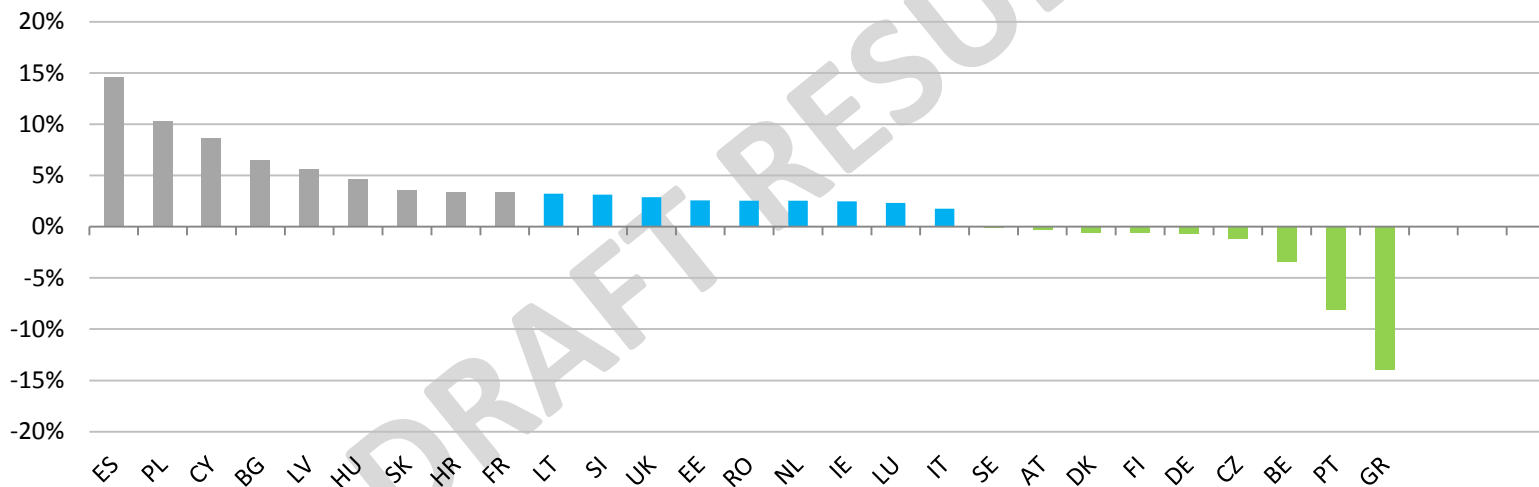
Performance of recycling/preparation for re-use of total WEEE on average*



*MT n.a.

Evaluation Criteria and Results

Development of the recycling/ preparation for-re-use rates (in %) between 2010-2014

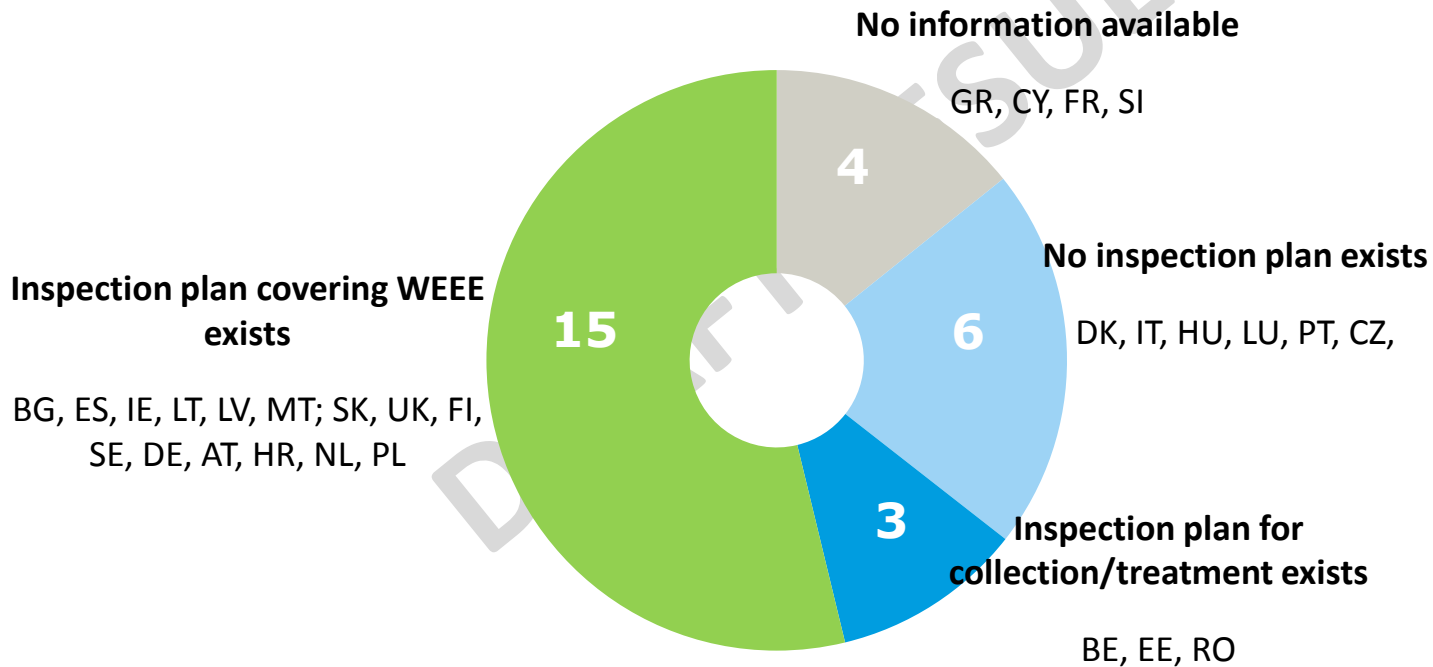


*MT n.a.

Backup slide WEEE inspections

Evaluation Criteria and Results

Existence of inspection plans covering WEEE



Evaluation Criteria and Results

Existence of effective, proportionate and dissuasive penalties

2 MS*

No penalties are laid down in WEEE legislation

BE, DK

21 MS*

Penalties are laid down in WEEE legislation

DE, AT, BG, ES, HR, HU, IE, LT, LU, LV, MT, NL, PL, PT, SE, SK, UK, CZ, EE, FI, FR

*GR, CY, IT, RO, SI n.a.